

# FUND POSITION STATEMENT

## Summary of Fund Asset Allocation and Performance

### Pension Fund Committee

**By: Chairman Pension Fund Committee**  
Corporate Director of Finance

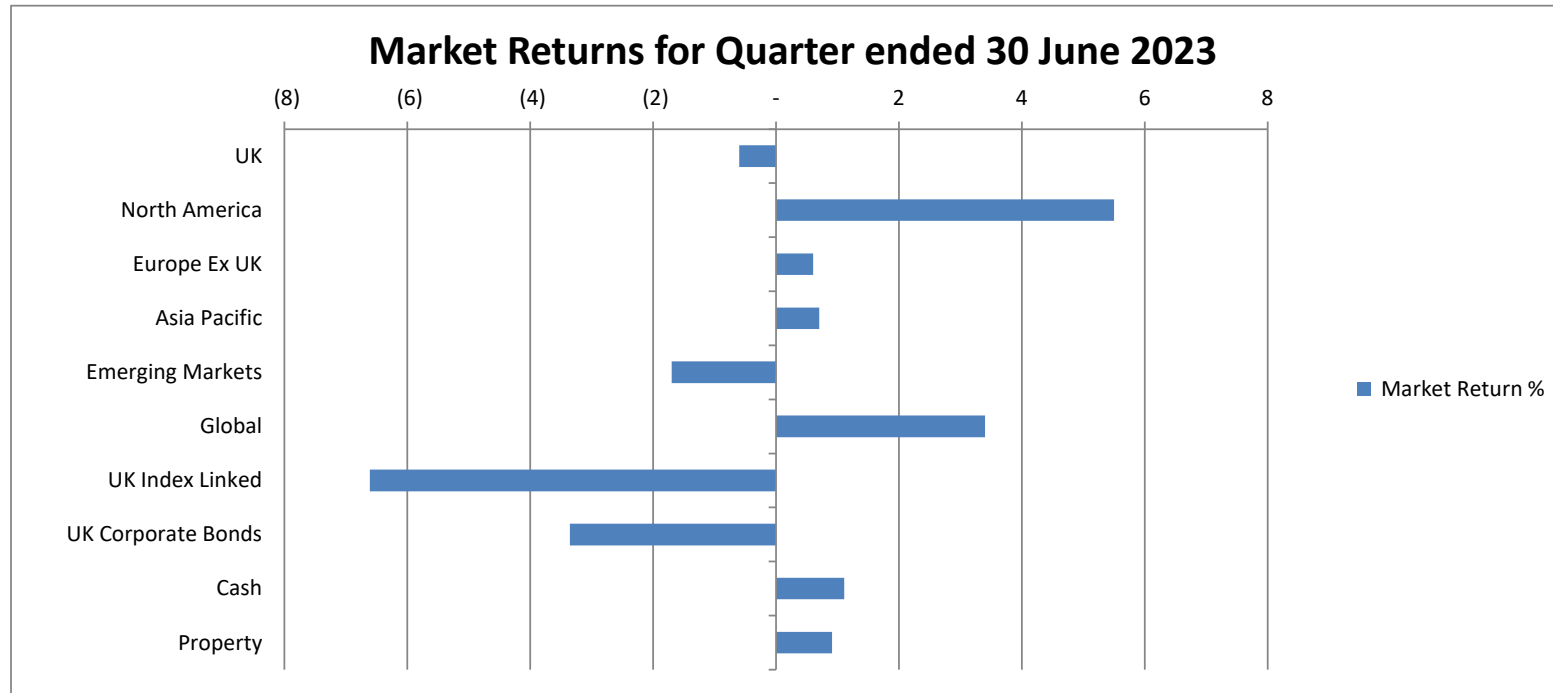


Kent Pension Fund

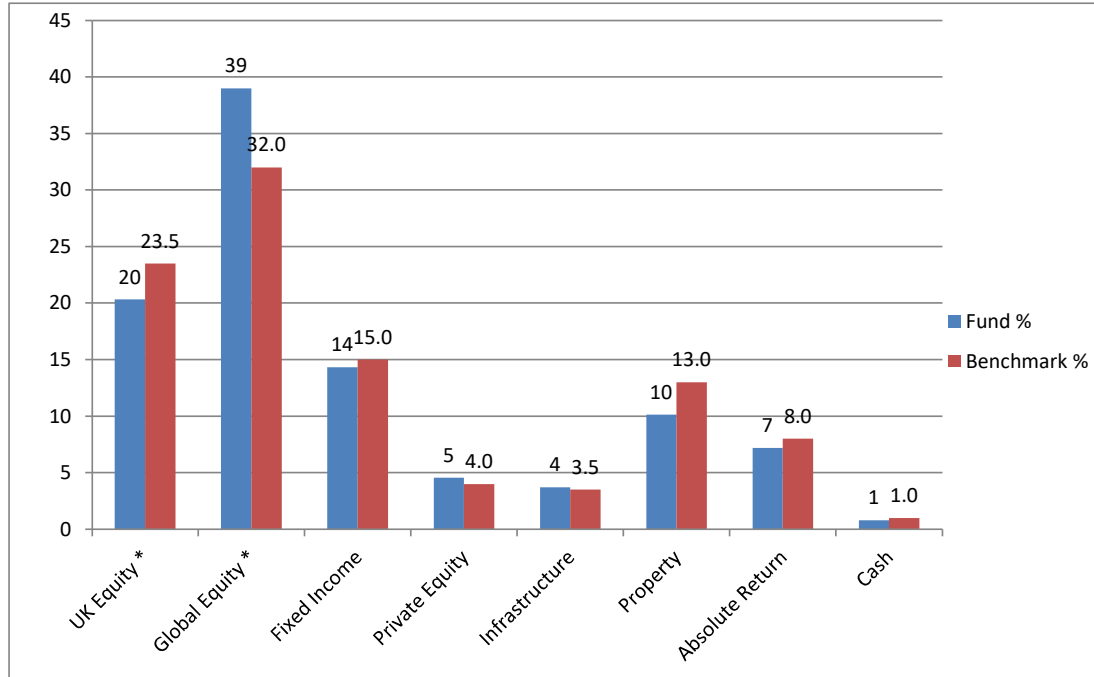
Q1 2023-24

Katherine Gray- Principal Accountant

## Market Returns for Quarter ended 30 June 2023



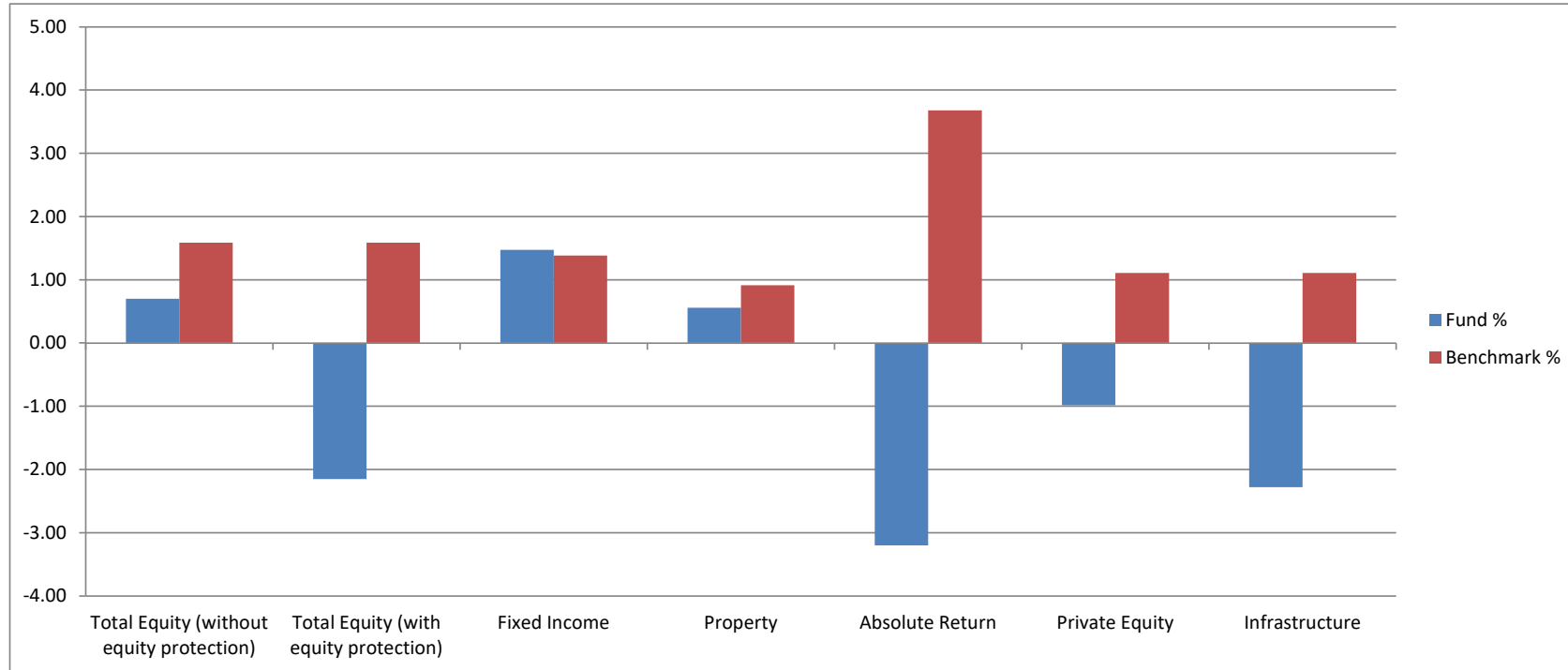
## Fund Asset Allocation vs Benchmark as at 30 June 2023



Asset Class	Fund		Benchmark	Over / (under) weight
	£m	%	%	%
UK Equity *	1,571	20.3	23.5	-3.2
Global Equity *	3,016	39.0	32	7.0
Fixed Income	1,108	14.3	15	-0.7
Private Equity	352	4.6	4	0.6
Infrastructure	287	3.7	3.5	0.2
Property	784	10.1	13	-2.9
Absolute Return	555	7.2	8	-0.8
Cash	61	0.8	1	-0.2
<b>Total</b>	<b>7,734</b>	<b>100</b>	<b>100</b>	

\* Synthetic equity exposure with Insight is included in UK and Global Equities

## Fund Asset Class Performance for Quarter ending 30 June 2023



Asset Class	Fund %	Benchmark %	Outperformance %
Total Equity (without equity protection)	0.70	1.59	-0.89
Total Equity (with equity protection)	-2.15	1.59	-3.74
Fixed Income	1.47	1.38	0.09
Property	0.56	0.91	-0.36
Absolute Return	-3.20	3.68	-6.88
Private Equity	-0.98	1.11	-2.09
Infrastructure	-2.28	1.11	-3.39

## Market Value Summary by Fund Manager as at 30 June 2023

Fund Manager	Asset Class	Market Value as at 31 March 2023 (£m)	Market Value as at 30 June 2023 (£m)	Change in Market Value (£m)	% of Total Fund 30 June 2023
Schroders - LF ACCESS UK Equity Fund	UK Equity	1,184	1,178	-7	15.2%
Baillie Gifford - LF ACCESS Global Equity Core Fund	Global Equity	1,071	1,091	20	14.1%
Insight	Equity Protection Program	1,040	914	-126	11.8%
M&G - LF ACCESS Global Dividend Fund	Global Equity	536	536	0	6.9%
DTZ	Direct Property	502	501	0	6.5%
Schroders GAV - LF ACCESS Global Active Value Fund	Global Equity	405	410	5	5.3%
Goldman Sachs	Fixed Interest	386	388	2	5.0%
Sarasin	Global Equity	375	384	9	5.0%
Pyrford	Absolute Return	382	376	-6	4.9%
Partners	Infrastructure	267	287	20	3.7%
Harbourvest	Private Equity	255	266	11	3.4%
M&G Alpha Opportunities	Fixed Interest	246	252	6	3.3%
Schroders	Fixed Interest	239	240	1	3.1%
CQS	Fixed Interest	226	233	7	3.0%
Ruffer - LF ACCESS Absolute Return Fund	Absolute Return	192	179	-12	2.3%
Fidelity	Pooled Property	143	142	-1	1.8%
YFM	Private Equity	75	86	11	1.1%
Impax Environmental Markets	Global Equity	73	72	-1	0.9%
M&G Residential Property	Pooled Property	69	69	1	0.9%
DTZ Pooled Funds	Pooled Property	39	39	1	0.5%
DTZ (Kames)	Pooled Property	32	32	0	0.4%
Woodford	UK Equity	3	2	-1	0.0%
Internally managed cash	Cash	90	56	-34	0.7%
<b>Total Kent Fund</b>		<b>7,829</b>	<b>7,734</b>	<b>-95</b>	<b>100.0%</b>
<b>Total investments in ACCESS pooled funds</b>		<b>3,388</b>	<b>3,394</b>		
<b>Percentage of the total Fund</b>		<b>43%</b>	<b>44%</b>		

## Performance Returns as at 30 June 2023

	Quarter		1 Year		3 Year (p.a.)	
	Fund	Benchmark	Fund	Benchmark	Fund	Benchmark
<b>Total Fund</b>	-1.37	1.63	1.95	5.08	5.65	7.57
<b>UK Equity</b>						
Schroders - LF ACCESS UK Equity Fund	-0.56	-0.72	7.55	6.98	11.68	10.06
Woodford	-21.01	-0.46	-57.81	7.89	-36.98	10.02
<b>Global Equity</b>						
Baillie Gifford - LF ACCESS Global Equity Core Fund	1.85	1.73	14.73	11.93	-0.58	8.90
Sarasin	2.33	3.26	10.02	11.31	9.41	9.94
Schroders - LF ACCESS Global Active Value Fund	1.27	3.26	6.48	11.31	12.57	9.94
Impax	-1.51	3.26	5.53	11.31	11.03	9.94
M&G - LF ACCESS Global Dividend Fund	0.02	3.26	9.59	11.31	13.87	9.94
<b>Fixed Interest</b>						
Goldman Sachs	0.63	0.86	3.45	3.50	-0.82	3.50
Schroders Fixed Interest	0.30	1.02	0.96	2.94	0.25	1.11
CQS	3.01	1.02	6.55	2.94	3.62	1.11
M&G Alpha Opportunities	2.52	1.02	9.47	2.94	4.78	1.11
<b>Property</b>						
DTZ	0.83	0.91	-12.93	-17.12	5.92	3.77
Fidelity	-0.87	0.91	-18.29	-17.12	3.39	3.77
DTZ (Kames)	0.79	0.91	-10.16	-17.12	3.12	3.77
M&G Property	1.30	0.91	0.69	-17.12	2.17	3.77
<b>Private Equity</b>						
Harbourvest	-1.30	1.11	-6.15	3.18	26.59	1.11
YFM	0.00	1.11	30.08	3.18	35.09	1.11
<b>Infrastructure</b>						
Partners	-2.28	1.11	11.08	3.18	4.88	1.11
<b>Absolute Return</b>						
Pyrford	-1.65	3.68	0.66	15.65	2.24	13.78
Ruffer - LF ACCESS Absolute Return Fund	-6.29	3.68	-2.03	15.65	4.88	13.78

## Fund Manager Benchmarks and Performance Targets

Asset Class / Manager	Performance Benchmark	Performance Target
<b>UK Equities:</b>		
Schroders - LF ACCESS UK Equity Fund	Customised	+1.5% pa over rolling 3 years
Woodford	FTSE All Share	Unconstrained
<b>Global Equities:</b>		
Baillie Gifford - LF ACCESS Global Equity Core Fund	Customised	+1.5% pa over rolling 3 years
Sarasin	MSCI AC World Index NDR	+2.5% over rolling 3 - 5 years
M&G - LF ACCESS Global Dividend Fund	MSCI AC World Index GDR	+3% pa
Schroders - LF ACCESS Global Active Value Fund	MSCI AC World Index NDR	+3% - 4% pa over rolling 3 years
Impax	MSCI AC World Index NDR	+2% pa over rolling 3 years
<b>Fixed Income:</b>		
Schroders Fixed Interest	ICE BofA Sterling 3 month Gov Bill Index	+4% pa over a full market cycle
Goldman Sachs	+3.5% Absolute	+6% Absolute
CQS	ICE BofA Sterling 3 month Gov Bill Index	ICE BofA Sterling 3 month Gov Bill Index + 4%
M&G Alpha Opportunities	ICE BofA Sterling 3 month Gov Bill Index	ICE BofA Sterling 3 month Gov Bill Index + 4%
<b>Property:</b>		
DTZ	IPD Pension Fund Index	≥ 3 year rolling average of benchmark returns
Fidelity	IPD UK PF Property Fund Index	
DTZ (Kames)	IPD UK PF Property Fund Index	
M&G Property	IPD UK PF Property Fund Index	
<b>Alternatives: (Cash / Other Assets)</b>		
Private Equity – YFM	SONIA	
Private Equity – HarbourVest	SONIA	
Infrastructure – Partners Group	SONIA	
Absolute Return – Pyrford	Retail Price Index (RPI)	RPI + 5%
Ruffer - LF ACCESS Absolute Return Fund	Retail Price Index (RPI)	
Internally managed cash – KCC Treasury and Investments team	SONIA	

## Fund Structure as at 30 June 2023

UK Equities	Global Equities	Fixed Interest	Property	Cash/Alternatives
Schroders +1.5% £1,178 m	Baillie Gifford +1.5% £1,091 m	Goldman Sachs +6.0% Abs. £388 m	DTZ Property £541 m	Internally managed Cash £56 m
Woodford  £2 m	M&G +3.0% £536 m	Schroders +4.0% £240 m	Fidelity Property £142 m	Partners Infrastructure £287 m
	Schroders +3.0% - +4% £410 m	CQS  £233 m	DTZ (Kames) Property £32 m	YFM Private Equity £86 m
	Impax +2.0% £72 m	M&G Alpha Opps  £252 m	M&G Property £69 m	HarbourVest Private Equity £266 m
	Sarasin +2.5% £384 m			Pyrford Abs. Return RPI + 5% £376 m
	Insight Equity Protection £914 m			Ruffer Abs. Return RPI £179 m
Total Fund    £7.7 bn				
				ACCESS funds